



# ALT16

2-way 6" pendant speaker

## Highlights:

---

- Ceiling suspension
- Innovative & unique design
- Wide opening angle
- Dual Gripple™ locking system
- Suspension cable with dual steel core
- Ceiling cable cover
- Rotary switch for 15W, 30W, 60W and 16 Ohm tapings

"Pure sound, hanging around."

The ALT16 is a 2-way pendant loudspeaker featuring a 6.5" driver combination with a coaxially mounted 1" soft dome tweeter and is fitted with a phase plug for excellent off-axis performance.

The 2-way combination with a high-quality polypropylene enclosure and acoustic engineering craftsmanship guarantees premium performance for demanding applications. A continuous power handling of 60 Watt (RMS) and maximum power handling of 120 Watt is achieved. Connections are made through a terminal block connector behind the rear cover, accompanied with a power tap selector switch for the tapping of a 70V/100V line transformer with tapings for 60W, 30W, 15W and a 16 Ohm bypass connection.

## Applications:

---

- Bars, restaurants
- Retail
- Education
- Public facilities
- Corporate spaces
- Sport facilities



## Impedance:

---



## Voltage:

---



## System specifications:

---

Speaker type		2-way coaxial
Max. Power		120 W
RMS Power		60 W
Impedance		16 $\Omega$
Line Transformer Tappings	1	83 $\Omega$ - 100 V / Not used - 70 V / 60 W
	2	167 $\Omega$ - 100 V / 60 W - 70 V / 30 W
	3	333 $\Omega$ - 100 V / 30 W - 70 V / 15 W
	4	667 $\Omega$ - 100 V / 15 W - 70 V / 7.5 W
Dispersion	Conical	115° (average 500 Hz to 5 kHz @ -6 dB)
Connectors		4-pin Euro Terminal Block
Sensitivity (1W/1m)		83 dB
Sound Pressure (Max. W/1m)	@ 16 $\Omega$	101 dB
Frequency	Range (-10 dB)	61.5 Hz - 20 kHz
	Response ( $\pm$ 3 dB)	75 Hz - 17 kHz

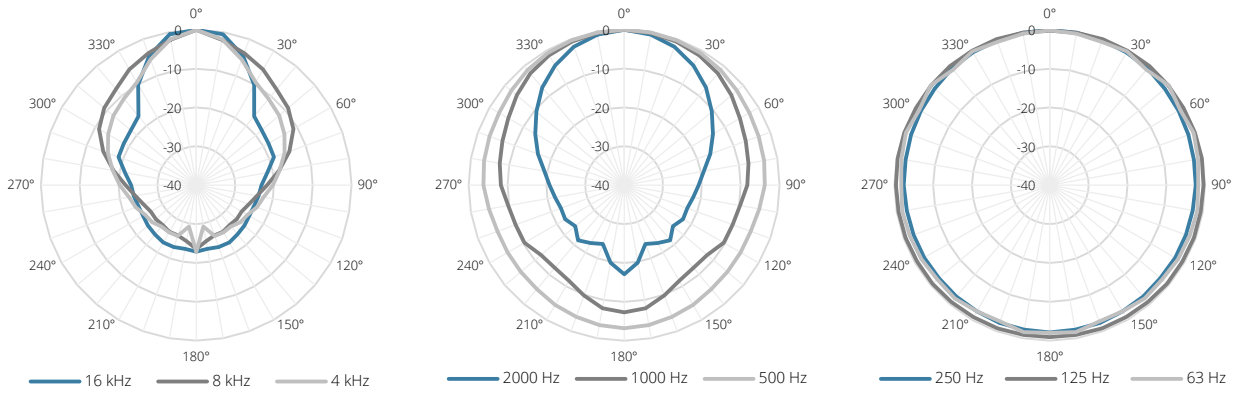
## Product Features:

---

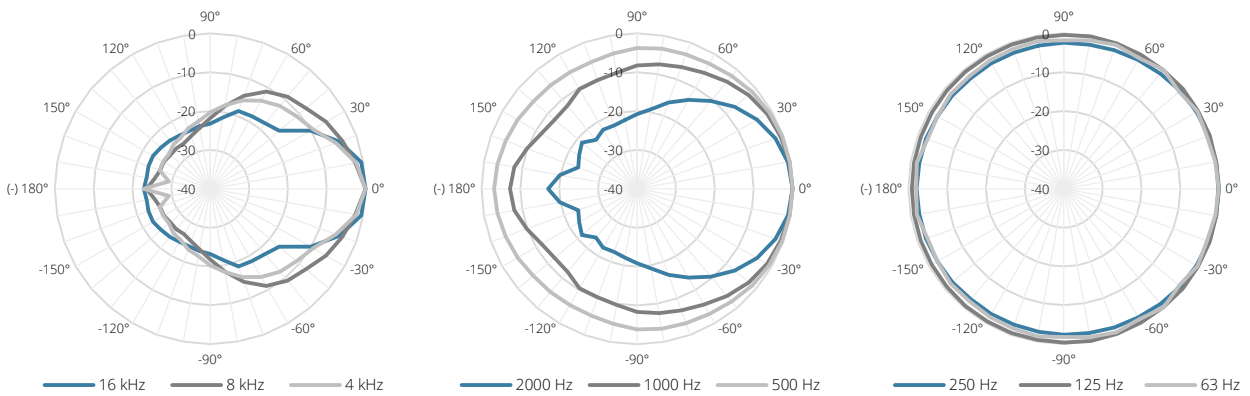
Dimensions		230 x 302 mm ( $\varnothing$ x H)
Connection cable length		3.5 m
Construction		Polypropylene
Front finish		Aluminium grill
Mounting & handling		Dual snap hook and dual Gripple™ hanger
Accessories	Included	Connection cable with dual copper and dual steel cores 2 Gripple™ hangers

# Acoustical data graphs:

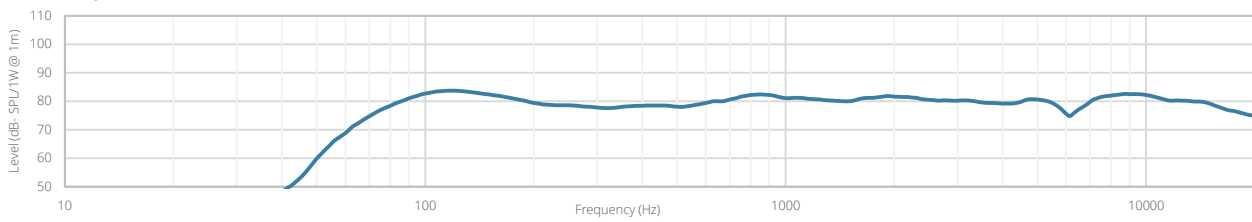
## Horizontal Polars:



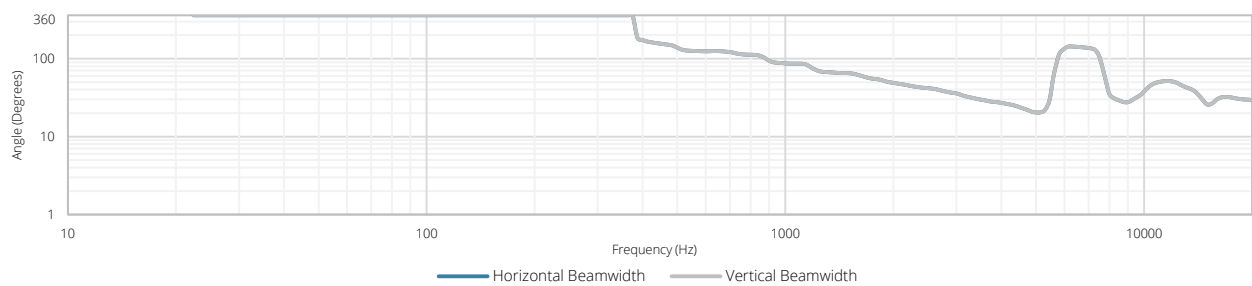
## Vertical Polars:



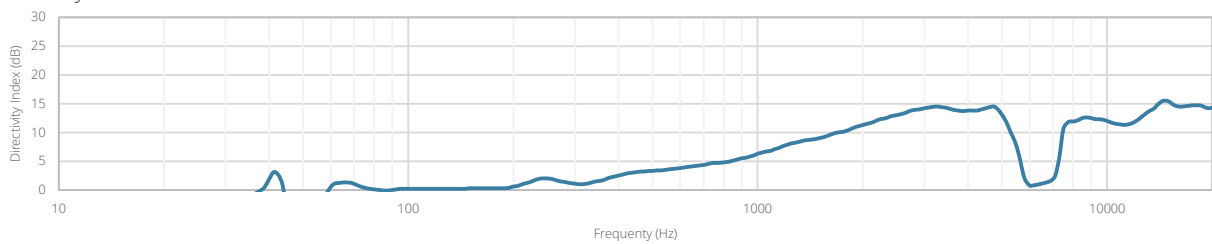
## Sensitivity:

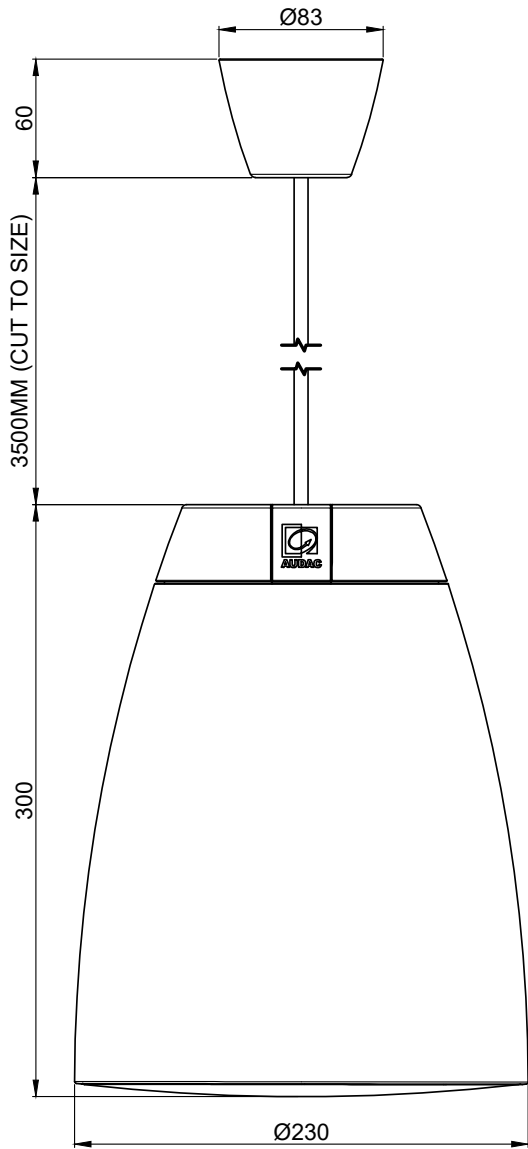


## Beamwidth (-3dB):



## Directivity index:





**ALT16**

**Product description:**

2-WAY 6.5" PENDANT SPEAKER 60W - 70V/100V & 16 OHM

**Weight:**

TBA

**Outer dimensions:**  
(w x h x d)

$\text{Ø}230 \times 300$

**Unit height:**

N/A