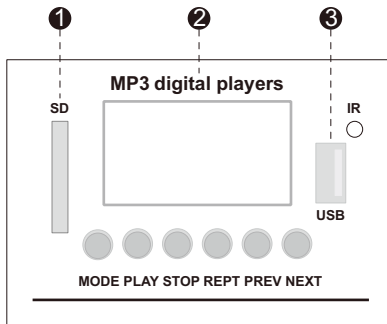
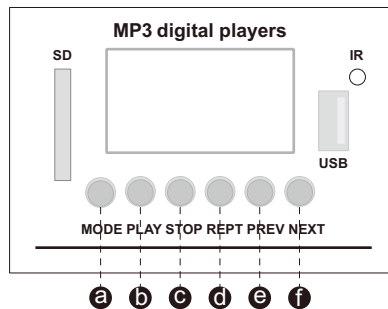


MP3 Module



- ❶ SD Card Slot
Built-in player will read music once the card is inserted.
- ❷ USB Input
Built-in player will read music once the USB flash drive is inserted.
- ❸ LCD Display
Mode Status will be shown on the display.

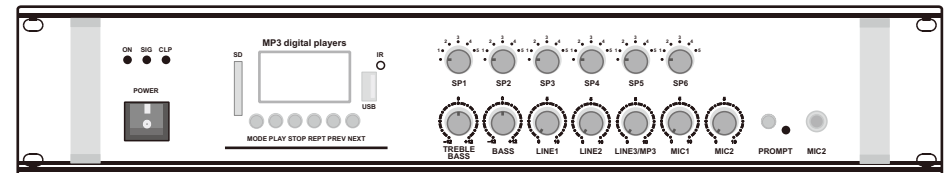
Function Buttons



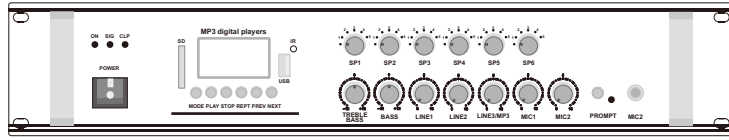
- a** MODE
Press "Mode" button to switch between Bluetooth, FM, USB and SD mode.
Bluetooth Mode: Press "Mode" to enter. Switch on your Bluetooth and search for the "Bluetooth" to connect it to your device.
FM Mode: Press "Mode" to enter. Press "PLAY" to auto search and save the channels.
- b** PLAY
Press to play or pause the track. When in FM mode, press to auto search and save channels.
- c** STOP
Press to stop playing. When in SD/USB mode, press to enter the menu.
- d** REPT
Press to switch the play mode, such as in order or shuffle.
- e** PREV
Short press for previous track and long press to turn down volume. When in FM mode, short press for previous channel.
- f** NEXT
Short press for next track and long press to turn up volume. When in FM mode, short press for next channel.

MT-PowerAUDIO MIXING AMPLIFIER USER MANUAL

PMA-180-6 / PMA-240-6
PMA-360-6 / PMA-500-6



Packing List



amplifier



user manual

Instruction

This machine is a professional Hi-Fi power Amplifier with transistors. It has reliable protective device for short circuit, over load and overheat. This machine features high electrical performance index, stable reliability, easy operation and other advantages. It can be used for amplifying quality language and music.

Operation Remarks

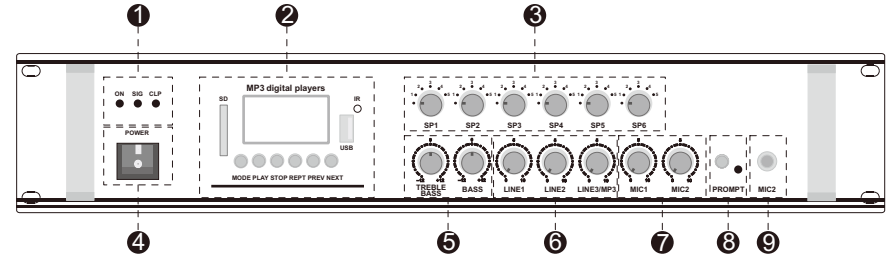
In order to protect this machine, please note the following points:

- ❶ Do not expose the product to rain, high temperature or sunlight. And avoid getting water into the product via ventilation hole.
- ❷ Use the product only with the voltage specified on the unit.
- ❸ Do not operate the product in the place with high electromagnetic field.
- ❹ Ensure the earth terminal is connected to a proper ground for safety.
- ❺ If this machine has faults, please ask qualified professional to repair it.

Specifications

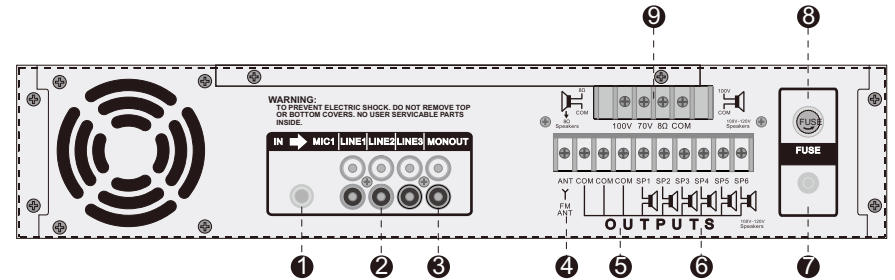
Model No.	PMA-180-6	PMA-240-6	PMA-360-6	PMA-500-6
Output Power (Rated)	180W	240W	360W	500W
Total Harmonic Distortion	60Hz-16KHz<0.1%			
Signal-To-Noise Ratio	MIC: 66dB LINE: 102dB			
Input	MIC IN x2, LINE IN x3, USB/SD/Bluetooth/FM			
Input Impedance	MIC: 600Ω LINE: 10KΩ			
Input Sensitivity	MIC: 66dB LINE: -10dB			
Output	Direct outputs: 8Ω, 70V, 100V; Zone outputs: 6 zones; Monitor output/bridge signal output x1			
Frequency Response (±3dB)	60Hz - 16kHz ±0.5dB			
Power Supply	100 - 240V 50/60Hz			
Product Dimension (mm)	480x330x88	480x330x88	480x330x88	480x360x88
Product Weight	8.1kg	9.6 kg	10.8 kg	12.2kg

Operation



- ❶ Level Indicator and Power Indicator
- ❷ MP3 Module
- ❸ 6 Independent Speaker Volume Knob
- ❹ Power Switch
- ❺ Treble and Bass Knobs
- ❻ LINE Input Volume Knob
- ❼ MIC Volume Knob
- ❽ MIC Reminder Tone Button
- ❾ MIC 2 Input Port

Operation



- ❶ MIC 1 Input Terminal
- ❷ LINE 1,2,3 Input Terminal
- ❸ Parallel Output Terminal
- ❹ FM Antenna Terminal
- ❺ COM Output Terminal Strip
- ❻ 6 Independent Speaker Output Terminal
- ❼ Power Cord
- ❽ Fuse Base
- ❾ 8Ω, 70V, 100V Output Terminal