



CALI424


Safelatch™ 2-way 4" ceiling speaker with Twist-Fix™ grill

Highlights:

- Secure Safelatch™ system
- Ceramic terminal block
- Excellent off-axis performance (up to 155°)
- Unique TwistFix™ grill design
- Borderless grill design
- Rotary switch for 6W, 12W, 24W and an 8 Ohm tapings
- Shallow built-in depth (110 mm)

The CALI424 is a 2-way ceiling speaker with rear dome, constructed using a 4" cone driver, combined with an coaxially mounted 1" soft dome tweeter which is fitted with a phase plug for excellent off axis performance up to 155°.

The 2-way construction combination with metal rear-dome guarantees premium performance for demanding applications. A continuous power handling of 30 Watt (RMS) and maximum power handling of 60 watt is achieved, while fitted with a rotary switch for tapping of the 100V line transformer with tapings for 24W, 12W, 6W and an 8 Ohm bypass connection.



Impedance:



Voltage:



System specifications:

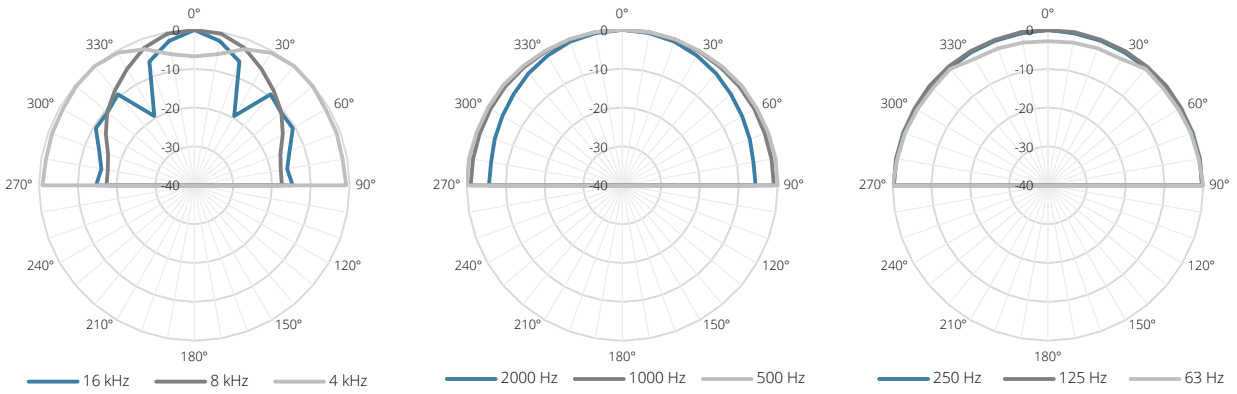
Max. Power		60 W
RMS Power		30 W
Sound Pressure (Max. W/1m)	@ 100 V	101 dB
Sensitivity (1W/1m)		84 dB
Dispersion	Conical	155°
Frequency	Response (± 3 dB)	105 Hz - 20 kHz
	Range (-10 dB)	70 Hz - 20 kHz
Line Transformer Tappings	1	24 W / 417 Ω
	2	12 W / 833 Ω
	3	6 W / 1667 Ω
Speaker type		2-way coaxial
Connection		Ceramic screw terminal with link through

Product Features:

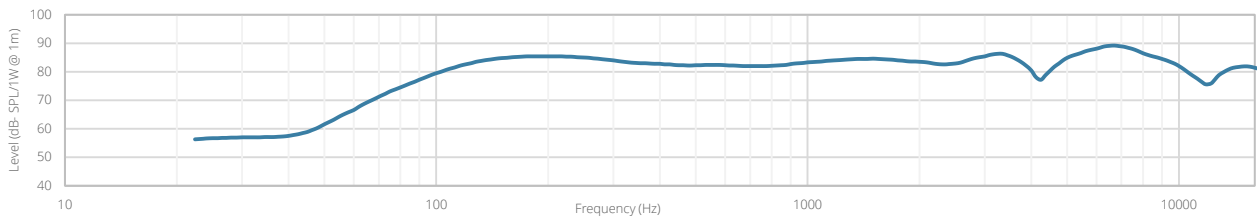
Cut-out measurement	170 mm (\emptyset)
Dimensions	192 x 110 mm (\emptyset x D)
Built-in depth	110 mm
Operating temperature	-20 °C ~ 60 °C
Construction	ABS and powder coated steel
Mounting	SafeLatch™ mounting system
Weight	2.26 kg

Acoustical data graphs:

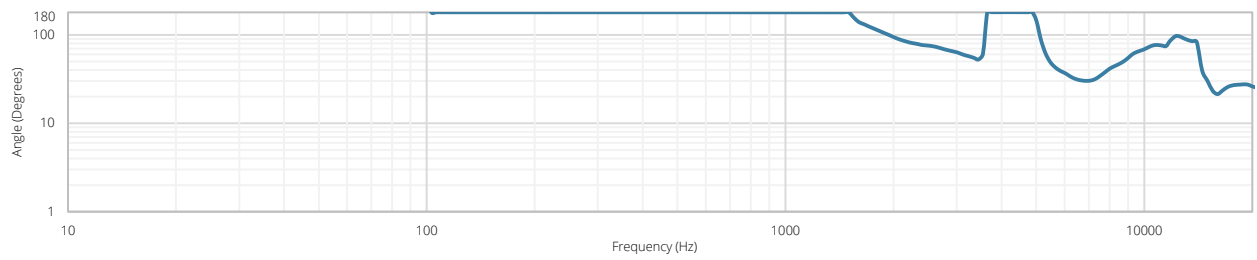
Polars:



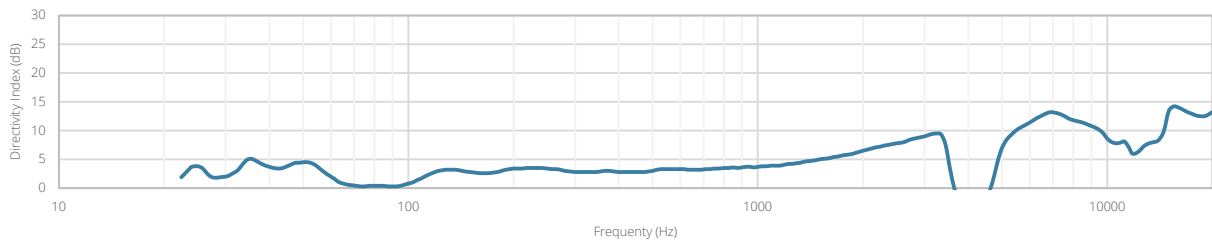
Sensitivity:


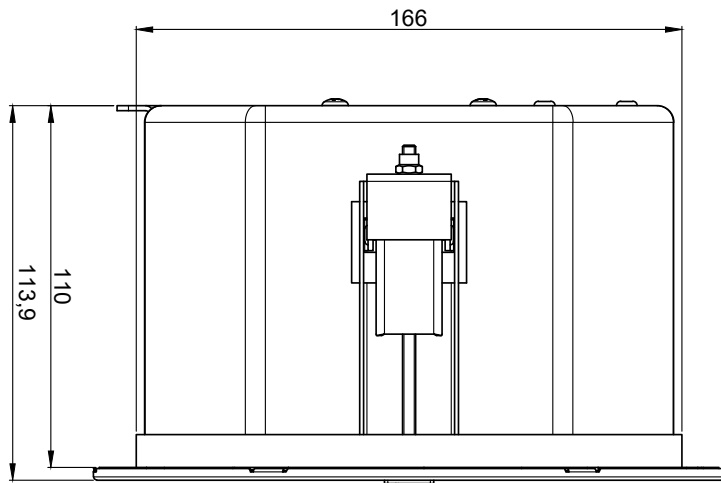
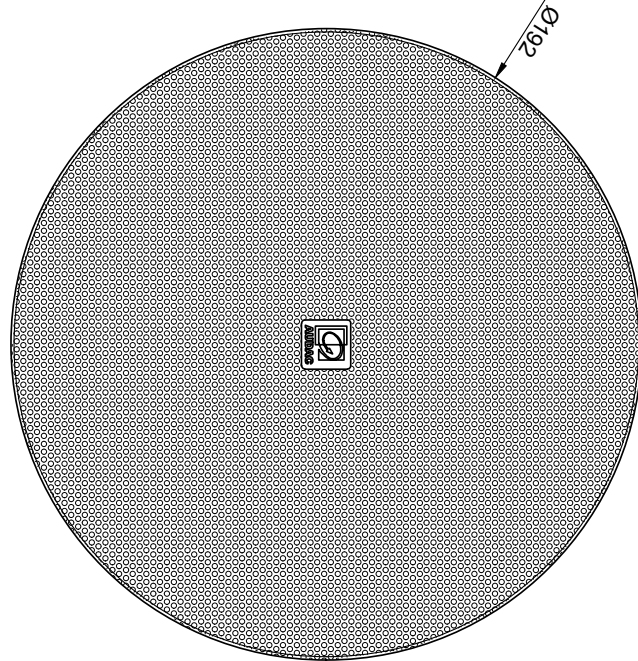


Beamwidth (-3dB):



Directivity index:





<p>CALLI424</p>	<p>Product description: SAFELATCH™ 2-WAY 4" CEILING SPEAKER WITH TWIST-FIX™ GRILL 24W/100V & 8 OHM</p>	<p>Unit height: N/A</p>
<p>Weight: TBA</p>	<p>Outer dimensions: (w x h x d) Ø192 x 113,9</p>	