

# MT-PowerAUDIO

**▲ Warning ▲**

In order to avoid electric shock, pls don't open the case cover. When the amplifier have problems, pls contact your agent or manufacturer repair it, you can also contact some Professional Staff repair it. Pls don't dismantle by non-specialized person, For fear of electrical accident and make sure the life safety.

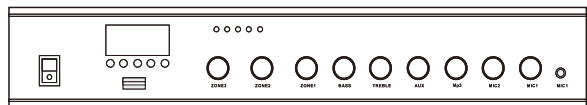
◆ Thanks purchase our products. Please read the instruction before use and keep the manual.

# MT-PowerAUDIO

# MIXING AMPLIFIER USER MANUAL

**PMA-120-3**

## Packing List



amplifier



user manual

## Instruction

This machine is a commercial 3 zones mixing amplifier. It has reliable protective device for short circuit, over load and overheat. This machine features high electrical performance index, stable reliability, easy operation and other advantages. It can be used for amplifying quality voice and back ground music.

### Operation Remarks

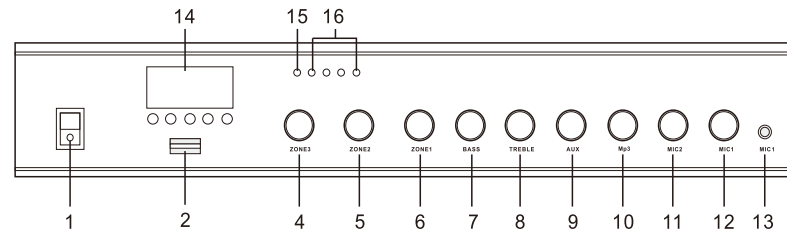
In order to protect this machine, please note the following points:

- ❶ Do not expose the product to rain, high temperature or sunlight. And avoid getting water into the product via ventilation hole.
- ❷ Use the product only with the voltage specified on the unit.
- ❸ Do not operate the product in the place with high electromagnetic field.
- ❹ Ensure the earth terminal is connected to a proper ground for safety.
- ❺ If this machine has faults, please ask qualified professional to repair it.

## Specifications

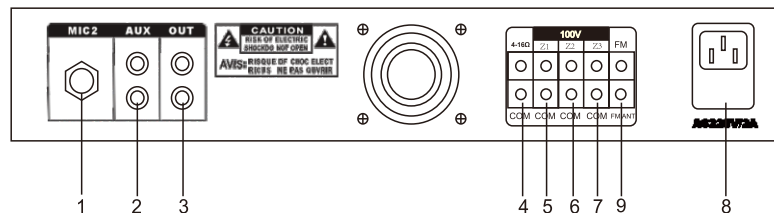
Model No.	PMA-120-3
Output Power	120W
Input	MIC x 2, Bluetooth, FM, SD, USB, Aux x 1
S/N Ratio	Mic ≥ 66dB, AUX ≥ 70dB
Volume adjustment	Bass: ±10dB / Treble: ±10dB
Impedance	4-16 ohm / 100V (120V)
Frequency Response	70 Hz - 18K Hz (±3dB)
Total Harmonic Distortion	<1% at 1KHz, 1/3 rated power
Power Supply	AC 220V/50Hz or 110V/60Hz
Product Dimension	400mm * 270mm * 66mm
Product Weight	4.7 kg

## Operation



- |                             |                              |
|-----------------------------|------------------------------|
| ❶ Power                     | ❾ Line input volume control. |
| ❷ USB Card                  | ❿ MP3 volume control         |
| ❸ Zone 3 Volume control     | ⓫ Microphone 2 volume        |
| ❹ Zone 2 Volume control     | ⓬ Microphone 1 volume        |
| ❺ Zone 1 Volume control     | ⓭ Microphone 1               |
| ❻ The Bass Volume control   | ⓮ Display                    |
| ❼ The treble Volume control | ⓯ Power light                |
|                             | ⓰ The level indicator        |

## Operation



- ❶ MICROPHONE 2
- ❷ LINE INPUT
- ❸ LINE OUTPUT
- ❹ 4-16Ω OUTPUT
- ❺ ZONE1
- ❻ ZONE2
- ❼ ZONE3
- ❽ WITH A SAFETY POWER SUPPLY SOCKET
- ❾ FM ANTENA