


1000 IWLCR UTOPIA

Product sheet

MADE IN
FRANCE



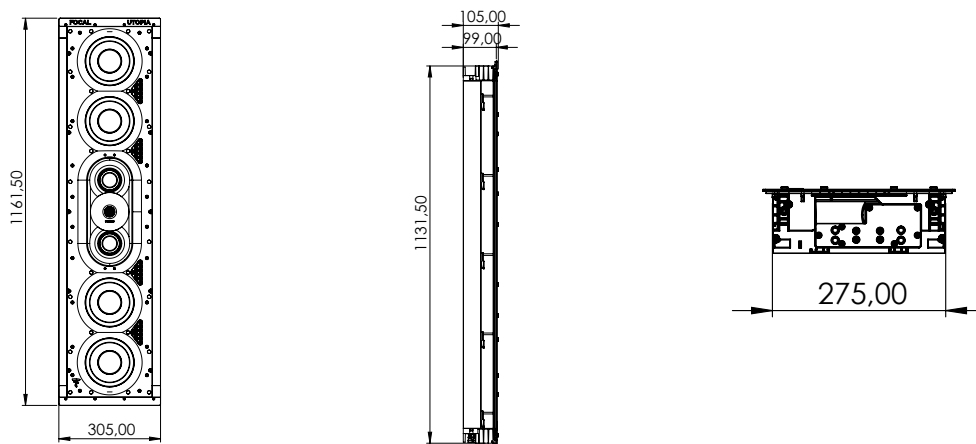
Key points

- 3-way in-wall closed-back loudspeaker in d'Appolito configuration
- Speaker drivers developed and manufactured in France by Focal
- Positionable and symmetrical midrange-treble (+/- 15°) plate for adjusting the listening position
- LCR loudspeaker (left, central and right) for an uncompromising Home Cinema installation
- Delivered with a magnetically attached, ready to paint grille for seamless integration
- Optional assembly kit (for partition during construction)
- On-wall compatible: optional on-wall frame (coming soon)

Technical specifications

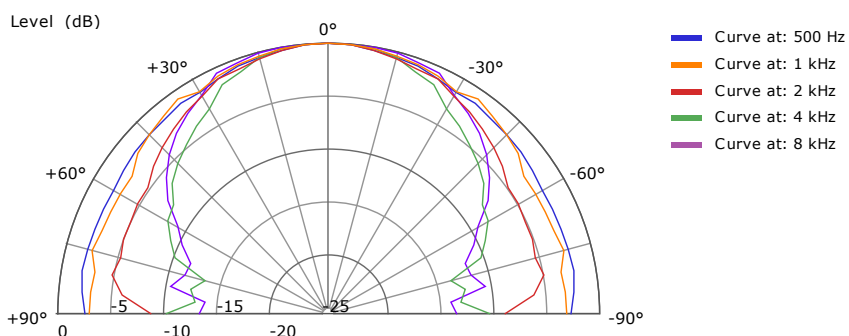
Type of speaker	2-way closed in-wall
Speaker drivers	4 x 6 ¹ / ₂ " (16.5cm) 'W' cone Bass; 2 x 3 ¹ / ₈ " (8cm) 'W' cone 'M'-shaped midranges; 1" (27mm) pure Beryllium inverted dome tweeter
Sensitivity (2.83V/3 feet - 1m)	92dB
Bandwidth (+/-3dB)	45Hz - 40kHz
Low-frequency cut-off (-6dB)	40Hz
Nominal impedance	8 Ω
Minimal impedance	4.2 Ω
Recommended amp power	100 - 750W (8 Ω) 200 - 1500W (4 Ω)
Ext. size (H x L x D)	45 ³ / ₄ x 12 x 4" (1162 x 305 x 101mm)
Mounting dimensions (H x L)	44 ⁵ / ₈ x 10 ⁷ / ₈ " (1134 x 276mm)
Mounting depth	3 ⁷ / ₈ " (99mm)
Net weight (with grille)	42.77lbs (19.4kg)
Box size (length x depth x height)	17 ⁷ / ₈ x 52 x 8 ¹ / ₂ " (455 x 1320 x 215mm)
Total weight (with packaging)	50.7lbs (23kg)

Dimensions

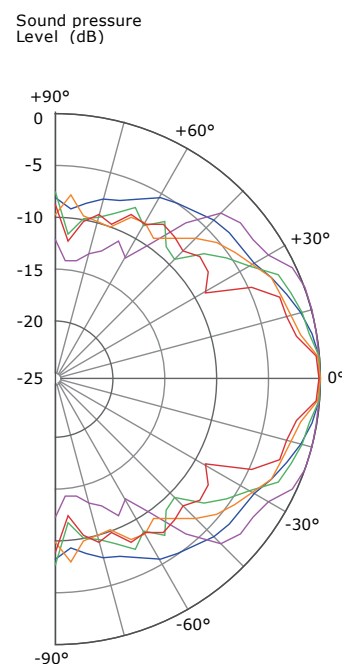


Directionality Measurements

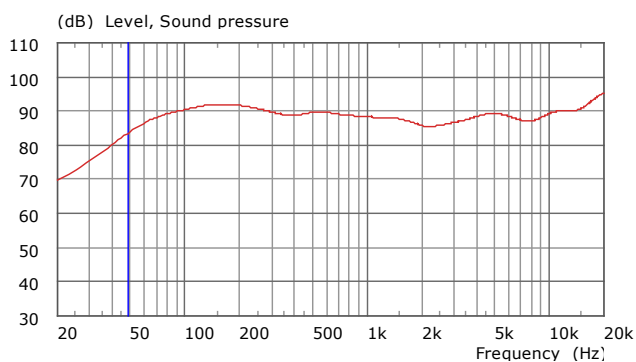
Horizontal (central channel)



Vertical



Frequency response



1000 IWLCR UTOPIA Levels calculation table

Power/Distance	1m	2m	5m
1W (2.83V)	92dB	85dB	77dB
50W (20V)	108dB	102dB	94dB
100W (28.3V)	111dB	105dB	97dB
250W (44.7V)	115dB	109 dB	89dB
500W (63.2V)	118dB	112dB	104dB
750W (77.5V)	120dB	114dB	106dB

Summary	125Hz	250Hz	500Hz	1 kHz	2 kHz	4kHz	8kHz
NPA (2.83V/1m)(dB)	92	91	90	89	86	88	88
Aperture angle at -6dB	180°	180°	180°	180°	160°	100°	110°