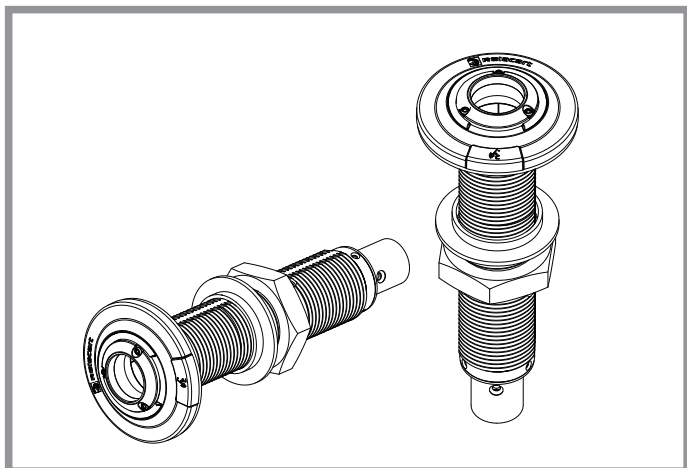


FM-300/FM-200

Embedded Conference Microphone Base



FM series is a embedded conference microphone base designed for desktop installation.

FM-300 has a touch switch for external device control, and is also equipped with a ring-shaped LED status indicator, which can be externally controlled to display green and red status. The input port is a 3-pin XLR female socket, and the output end is a 5-pin XLR male socket.

FM-200 has a touch switch control and is also equipped with a ring-shaped LED status indicator, which displays green when the microphone is in the radio state and red when it is muted. The input end is a 3-pin XLR female socket, and the output end is a 3-pin XLR male header.

01 Product Features

- Embedded microphone socket, suitable for use with gooseneck microphones with 3-pin XLR male output.
- Installation on desktop.
- FM-300 is design touch switch, which can be used for logic control of remote equipment.
- FM-200 is design touch switch, can control microphone radio and mute.
- Configure ring LED status indicator, powered by phantom power, showing green /red status.
- The working range of power supply is DC 20-52V.
- FM series flush-mount microphone sockets use 3-pin XLRF to connect the microphone, FM-300 is 5-pin XLRM output; FM-200 is 3-pin XLRM output.
- Equipped with anti-vibration rubber and metal fixing ring (used with gooseneck microphone) to reduce vibration noise on the installation surface.

02 Application

The socket needs DC 20V to 52V phantom power supply to work, and the electronic circuit in the socket needs 30 seconds to work stably after being powered on.

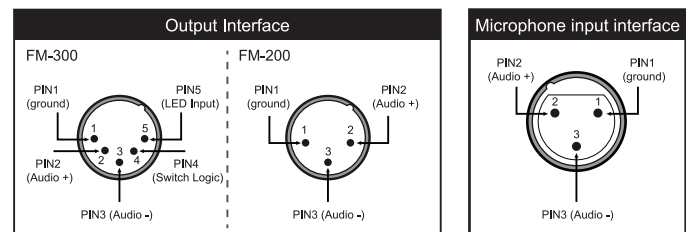
Each socket is equipped with an anti-vibration rubber ring and a set of metal retaining rings (for use with gooseneck microphones) to reduce vibration noise on the mounting surface. The housing is a metal structure.

05 Specification

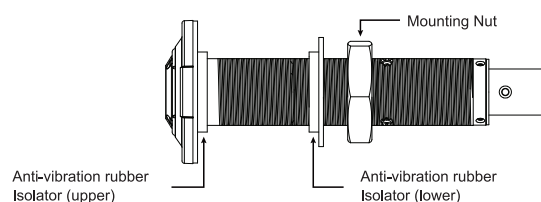
Model:	FM-300	FM-200
Frequency response:	50 Hz — 20,000 Hz	50 Hz — 20,000 Hz
Mute attenuation:		<50 dB at 1 KHz / Pa
Switch logic control:	High potential (DC +5V) when pressed; low potential (DC 0V) when not pressed	
LED indicator:	Red: high level (DC +5V); Green: Low level (DC 0V)	Radio status is green / mute status is red
Phantom power supply:	DC 20-52V, power consumption 4.5 mA typical	DC 20-52V, power consumption 4.5mA typical
Switch:	Touch form	Touch mode, mute state by default when power on
Weight:	310 g	310 g
Dimensions (mm):	59.2 x 59 x 156.5	59.2 x 59 x 156.5
Input interface:	3-pin XLR female	3-pin XLR female
Output interface:	5-pin XLR male	3-pin XLR male
Supplied accessories:	Anti-vibration Rubber x 1, Metal Fixing Ring x 1	Anti-vibration Rubber x 1, Metal Fixing Ring x 1

03 Connection procedure

Connect the output terminals of FM-300/FM-200 to a device that have a microphone input (balanced input) compatible with a phantom power supply, a switch logic control output and a LED logic input . The input / output connectors are XLRM-type with polarity as shown in the figure below.



* FM-300/FM-200 requires 20-52 V DC phantom power.



04 Dimensions

