

CLASSIC COLLECTION | 2018





We, Focal,
strive to create sound
equipment that honours the artist's
musical creation and empowers you to
feel a new dimension of the music. We want
every nuance to be revealed with precision and
purity. To do this, we push the limits of the current
boundaries in sound technology, and go beyond
the traditional approach thinking differently.
With Focal, let the sound thrill your senses
until you go beyond the usual perception
of music and discover new fields
of emotion.

LISTEN BEYOND

“THE THRILL OF HIGH-FIDELITY SOUND”



For nearly four decades, Focal has been applying its unique sound signature to speaker drivers and high-end loudspeakers.

We are known for our innovative approach which has given rise to exclusive technologies, and some of our loudspeakers have become world class references.

The Classic Collection is an opportunity to live an entirely new experience. It will take you beyond sound, and allow you to rediscover the sensations provided by sound with unrivalled purity, reproducing the artist's original work with absolute fidelity. At the heart of the creation, music opens up a world of lost memories, of extraordinary dreams and emotions. This experience is represented by Focal's signature 'Listen Beyond', which embodies the intention to make each moment in life a moment of intense pleasure.

Our philosophy aims at promoting our expertise made in France:

100% of Focal products are designed and developed by our engineers, and most of our collections are made in France in our own workshops. All Focal products benefit from innovations which result from on-going research in the field of acoustics.

This constant quest plunges the R&D teams further and further into the secret realms of sound and material science. This technological heritage, protected with numerous patents, ensures a sound which is clear, powerful and true to nature; to provide the best loudspeakers in each category.

The art of reproducing music is the art of creating a deeper emotional connection.

NEW



UTOPIA III EVO

With its loudspeakers Grande Utopia, Stella followed by Scala and Maestro in 2017, the Utopia III Evo range has expanded over the years, unveiling unique and extraordinary acoustic solutions.

The four main loudspeakers of the line now benefit from Focal's most recent innovations whose technological heritage – globally acknowledged – never ceases to grow. The result is an exquisite balance of all frequency registers and an inimitable 'French' style. The bookshelf and centre loudspeaker also take on the line's original finishes to become Diablo Utopia Colour Evo and Viva Utopia Colour Evo.

LOUDSPEAKERS

Our classic line embodies the spirit of High-Fidelity. Over the years, successive legendary models have produced a collection of loudspeakers which are unique worldwide. The highlights of the era were the three generations of Grande Utopia loudspeakers which were widely acclaimed on an international scale, cementing Focal as one of the most innovative brands in the Hi-Fi industry. Anything that seems to be impossible represents a new challenge for us. We believe pushing the limits of technology to be the only way to fully reveal the slightest nuance and every subtlety in music. The goal is to offer an unprecedented musical or cinematographic experience, where innovation and technology serve the artistic creation.

Utopia is our reference loudspeaker line, a timeless icon which embodies the luxury and values of the brand, excellence in all its aspects. Extravagant by essence, it accepts no compromise. With infinitely customizable finishes, each product offers unrivalled luxury.

The legendary line is now enhanced with the **Utopia III Evo**. Grande Utopia EM Evo and Stella Utopia EM Evo join the rejuvenated line, as well as Diablo Utopia Colour Evo and Viva Utopia Colour Evo. Together, they add a new chapter to the Utopia adventure...

Sopra is the epitome of today's high-end loudspeaker. The sleek, high-tech design will delight aesthetics enthusiasts and audiophiles. It brings High-End sound into your living room!

Kanta inaugurates a new vision of the Premium enclosure! Uncompromising design geared entirely towards acoustic performance and a selection of unique finishes. Bolstered by three new loudspeakers, the line is now complete.

Aria 900 is our midrange loudspeakers line. This line asserts itself through its innovative Flax sandwich cone speaker drivers. The design blends a conservative yet modern style, and is the essence of 'Affordable high-end'.

The 4th generation of **Chorus** loudspeakers remains faithful to the brand's core values. It makes remarkable sound potential accessible to all through a modernised style in line with current trends.

An essential component of every Home Cinema system is the **subwoofer**, which gives depth and scale to your multi-channel audio-visual experience. Our subwoofer range covers all types of uses and offers a distinct design.

Innovation and performance, the highest levels of expertise and pleasure are the brand's values. They define Focal's sound signature, whose unique goal is to take you beyond sound. Listen Beyond.

01

UTOPIA III EVO
The legend is evolving

02

SOPRA
Reveal the invisible

03

KANTA
Performance meets style!

04

ARIA
Affordable High-End

05

CHORUS
Get the Focal sound...

06

SUBWOOFERS
A whole, unique family!



UTOPIA III EVO



The legend is evolving

The Grande Utopia story started in 1995 with a major innovation: the 'W' composite sandwich cone. It went on in 2002 with the Grande Utopia Be that introduced the pure Beryllium inverted dome tweeter.

Its entire DNA is marked by innovation: each generation of this reference loudspeaker brings with it major advances. Let's take Beryllium and Focus Time, for example... a showcase of Focal savoir-faire. The EM (electro-magnet) woofer technology is such a decisive step that it lends its name to the Grande Utopia EM. This new milestone is added to the long list of innovations from previous generations: Multiferrite, Power Flower, OPC, Gamma Structure.

Now, the Utopia III Evo edition begins a new chapter in the adventure. Focal's technological heritage has grown enormously since Utopia III and it was essential to integrate the most recent innovations in this exceptional collection: the NIC (Neutral Inductance Circuit) and the TMD suspension. The entire crossover system on the new speaker drivers has been redesigned. The rigidity of the Grande Utopia Evo cabinet has been improved using reinforcement rings positioned around the speaker drivers. The sound architecture of Utopia III has been preserved, with the constant intention of reducing harmonic distortion in the fragile midrange register, which is so very crucial for revealing the artist's emotions...

The best components have also found their way into the Utopia Evo line: cables manufactured in France, a denser acoustic materials inside the subwoofer, double terminal boards and separate crossovers. The Utopia Evo design also stands out from the crowd: it distinguishes itself with bold colours, inspired by the automotive universe. The loudspeakers are available in Metallic Blue, Ash Grey and British Racing Green, in addition to our timeless Black Lacquer and Carrara White. The effect is an incredibly contemporary style to accompany its distinctive silhouette. Utopia Evo is an iconic line. It integrates a whole range of innovations and essential detailing, making it completely unique. Still way ahead of any other line.





NEW

Grande Utopia has left an indelible mark with each generation. It is the most accomplished Focal concept, and the ultimate acoustic reference. This loudspeaker now marks another stage by integrating the most recent Focal technologies: the NIC motor, the TMD suspension, the reinforcement rings and a new-generation crossover system. With its exceptional performance and unique style, Grande Utopia EM Evo is no longer just a technological landmark, it is an acoustic sculpture.



NEW

The technological twin sister of the Grande Utopia EM Evo, the Stella Utopia Em Evo retains the innovations of the Utopia line in a 3-way version and with more convenient dimensions. With its 33cm 'W' woofer and latest technologies, its sound tuning reproduces midranges wonderfully. This loudspeaker produces perfect definition across the full frequency range, with the ideal balance between registers...



Maestro Utopia Evo has become a 3-way floorstanding loudspeaker in order to make it more versatile and easier to install in your listening room. The bass is very consistent but it still retains Maestro's characteristic dynamic range and punch. The midrange register hasn't been neglected: we have integrated our latest technical innovations, such as the TMD suspension and the Neutral Inductance Circuit. In conclusion, each register reproduced by Maestro Utopia Evo has been enhanced for even more precision and dynamic range.



Thanks to its new terminal block, Scala Utopia Evo is now bi-amplified for even greater sound customisation. Scala integrates Focal's latest technological innovations, particularly within the midrange speaker driver with its TMD suspension and its Neutral Inductance Circuit. These enhancements have resulted in a reduction in distortion, to provide an even more precise and detailed midrange register combined with Scala's undisputed musicality.

Grande Utopia EM Evo Carrara White finish

Stella Utopia EM Evo Metallic Blue finish

• Type	4-way bass-reflex floorstanding loudspeaker	3-way bass-reflex floorstanding loudspeaker
• Drivers	Electro-Magnetic 16" (40cm) 'W' woofer Multiferfrite 11" (27cm) 'W' mid-bass Two Power Flower 6 ^{1/2} " (16.5cm) 'W' midrange with TMD suspension and NIC motor 1 ^{1/16} " (27mm) IAL2 pure Beryllium inverted dome tweeter	Electro-Magnetic 13" (33cm) 'W' woofer Two Power Flower 6 ^{1/2} " (16.5cm) 'W' midrange with TMD suspension and NIC motor 1 ^{1/16} " (27mm) IAL2 pure Beryllium inverted dome tweeter
• Frequency response (±3dB)	18Hz - 40kHz	22Hz - 40kHz
• Low frequency point (-6dB)	14Hz	18Hz
• Sensitivity (2.83V/1m)	94dB	94dB
• Nominal impedance	8 Ohms	8 Ohms
• Minimum impedance	3 Ohms	2.8 Ohms
• Crossover frequency	80 / 220 / 2300Hz	230 / 2200Hz
• Recommended amplifier power	50 - 1500W	50 - 1000W
• Dimensions (HxWxD)	79 ^{13/16} x 25 ^{3/4} x 34 ^{5/8} " (2,012x 654x880mm)	61 ^{1/3} x 21 ^{3/4} x 32 ^{11/16} " (1,558x553x830mm)
• Net weight	584.21lbs (265kg)	374.79lbs (170kg)

Maestro Utopia Evo British Racing Green finish

Scala Utopia Evo Ash Grey finish

3-way bass-reflex floorstanding loudspeaker	3-way bass-reflex floorstanding loudspeaker
11" (27cm) 'W' woofer with a Magnetic Damping System (MDS) 11" (27cm) 'W' woofer Power Flower 6 ^{1/2} " (16,5cm) 'W' midrange with TMD suspension and NIC motor 1 ^{1/16} " (27mm) IAL2 pure Beryllium inverted dome	11" (27cm) 'W' woofer Power Flower 6 ^{1/2} " (16,5cm) 'W' midrange, with TMD suspension and NIC motor 1 ^{1/16} " (27mm) IAL2 pure Beryllium inverted dome
25Hz - 40kHz	27Hz - 40kHz
21Hz	24Hz
93dB	92dB
8 Ohms	8 Ohms
3.1 Ohms	3,2 Ohms
280 / 2200Hz	220 / 2400Hz
80 - 600W	40 - 500W
(1,470x455x770mm)	(1,247x393x670mm)
255.71lbs (116kg)	187.41lbs (85kg)

Utopia III Evo finishes



Not all standard finishes in the Utopia III Evo line are available in all countries and / or sales distribution networks.



Distinguished and captivating, this bookshelf loudspeaker represents the ultimate vision of compactness, in the purest Focal tradition. Inspired by Grande Utopia EM, the definition of the midrange and treble is spellbinding, and the density and hold of the bass is like nothing that's ever been heard before. It completes the Utopia III Evo line by retaining its sound tuning, but gets the new Evo finishes. Which are always in keeping with the look of the line.

Diablo Utopia Colour Evo

Metallic Blue finish

• Type	2-way bass-reflex compact bookshelf loudspeaker	3-way LCR bass-reflex loudspeaker
• Drivers	Power Flower 6 ^{1/2"} (16.5cm) 'W' mid-bass 1 ^{1/16"} (27mm) IAL2 pure Beryllium inverted dome tweeter	Two 8" (21cm) 'W' woofers Power Flower 6 ^{1/2"} (16.5cm) 'W' midrange 1 ^{1/16"} (27mm) IAL2 pure Beryllium inverted dome tweeter
• Frequency response (±3dB)	44Hz - 40kHz	39Hz - 40kHz
• Low frequency point (-6dB)	40Hz	34Hz
• Sensitivity (2.83V/1m)	89dB	92dB
• Nominal impedance	8 Ohms	8 Ohms
• Minimum impedance	4 Ohms	3.2 Ohms
• Crossover frequency	2200Hz	270Hz / 2200Hz
• Recommended amplifier power	25 - 200W	50 - 600W
• Dimensions (HxWxD)	16 ^{15/16"} x 10 ^{3/16"} x 16 ^{13/16"} (431x258x427mm)	37 ^{1/16"} x 12 ^{11/16"} x 20 ^{1/16"} (942x322x510mm)
• Net weight	44lbs (20kg)	125lbs (57kg)



This is a 3-way loudspeaker devoted to the most advanced multichannel configurations. It can be used upright or horizontally (Viva Center Utopia Colour Evo), and is just as suited to Home Cinema use as it is to sound systems. Its assets: extreme clarity in the midrange, high efficiency and power handling, and very low directivity on the horizontal axis for perfect phase and 3D imaging control. And whilst maintaining its sound tuning, it matches the line's new style and new Evo finishes.

Viva / Viva Center Utopia Colour Evo

Black Lacquer finish



> Sub Utopia EM Colour Evo
More informations in the Subwoofers category.



> Diablo Utopia Colour Evo Stand
Optional, per unit. 24" (60 cm)
Matte black finish



> Viva/Viva Center Utopia Colour Evo Stand
Optional, per unit. 16" (40 cm)
Matte black finish

Utopia Colour Evo Finishes



Some finishes may not be available depending on your country and/or local retailer.



SOPRA



Reveal the invisible

At Focal, innovation doesn't stop with technology. We're obsessed with the comprehensive result: a harmonically rich, lush sound; a transparent and precise reproduction of the musical work. Still, we've never lost track of our core expertise in loudspeaker drivers, the stepping stones along the path to great sound.

The original Grande Utopia was designed in 1995 as a prototype to apply and validate new speaker technologies. Twenty years later, Utopia is undeniably a world reference, praised for its incredible musicality. We continue to learn and to progress by systematically putting our research into development, to evaluate distinct contributions by listening to them in practice.

Every innovation - from cone materials ('W' Composite Sandwich Cone and Inverted Dome Beryllium), to magnets (multi-ferrite magnet, EM woofer, and IAL 2 tweeter), to crossovers (OCP + circuit), and to cabinets (Gamma Structure) plays a role in our technological legacy. We draw on this legacy often, to improve our technology and to set new benchmarks.

This work can be seen most recently within the Sopra project, a reasonably compact and elegant incarnation of many of the innovations that, until now, had only been seen within Utopia. As you will discover in these pages, Sopra incorporates several major technological breakthroughs.

It's still possible to advance state-of-the-art of speaker driver technology with digital analysis capable of revealing the subtlest performance aspects, and enabling us to improve the transparency, precision, and harmonic richness of sound reproduction. 'Listen Beyond'



> Midrange





Compact and powerful, Sopra N°1 is a distillation of technological innovation. It features Neutral Inductance Circuits NIC, Tuned Mass Damping surround TMD for the midrange woofer, and Infinite Horn Loading IHL for the tweeter. It is a true demonstration of the contribution of the new technologies implemented on Sopra. The special stand has been designed to ground interfering vibrations from the enclosure to the floor to avoid any colouration. Ideal for small rooms up to 270ft² (25m²) and medium sized spaces up to 550ft² (50m²).



Sopra N°2 ushers in a new era for the 'Premium High End' with new performance criteria. Equipped with the best midrange drivers ever developed by Focal, containing the NIC and TMD technologies, Sopra N°2 pushes the limits of sound reproduction with crystal transparency in a very compact enclosure. It is perfectly at ease in rooms measuring up to 320ft² (30m²), and is even ideal for larger rooms measuring up to 750ft² (70m²).



The first released in the line, the Sopra N°3 loudspeaker perfectly combines dynamics, sound distribution and harmonic richness. With its two 8^{1/4}" (21cm) woofers, it delivers solid, rich bass with perfect definition, satisfying the high demands of audio enthusiasts looking for ultimate performance. Despite its modest size, its full potential can be heard in rooms measuring up to 850ft² (80m²).



Sopra Center allows you to extend the Sopra experience to your Home Cinema. Sopra Center uses all of the design aspects found in Sopra loudspeakers to their full potential, to optimise integration into your room.



Surround Be benefits from the exclusive 'Bi/Twin' structure with dual input permits for use both in 5.1 (in bi-polar mode) and 7.1 systems (in dual mono mode). The result? An uncluttered space with discrete loudspeakers in your Home Cinema room.



> SW 1000 Be
Only available in black.
More informations in the Subwoofers category.

	Sopra N°1 Nogaro Blue finish	Sopra N°2 Carrara White finish	Sopra N°3 Imperial Red finish
• Type	2-way bass-reflex bookshelf loudspeaker	3-way bass-reflex floorstanding loudspeaker	3-way bass-reflex floorstanding loudspeaker
• Speakers	6 ^{1/2} " (16.5cm) 'W' mid-bass with TMD suspension and NIC motor 1 ^{1/16} " (27mm) IHL pure Beryllium inverted dome tweeter	Two 7" (18cm) 'W' woofer with NIC motor 6 ^{1/2} " (16.5cm) 'W' midrange with TMD suspension and NIC motor 1 ^{1/16} " (27mm) IHL pure Beryllium inverted dome tweeter	Two 8" (21cm) 'W' woofer with NIC motor 6 ^{1/2} " (16.5cm) 'W' midrange with TMD suspension and NIC motor 1 ^{1/16} " (27mm) IHL pure Beryllium inverted dome tweeter
• Frequency response (±3dB)	45Hz - 40kHz	34Hz - 40kHz	33Hz - 40kHz
• Low frequency point -6dB	41Hz	28Hz	26Hz
• Sensitivity (2.83V/1m)	89dB	91dB	91,5dB
• Nominal impedance	8 Ohms	8 Ohms	8 Ohms
• Minimum impedance	3.9 Ohms	3.1 Ohms	3.1 Ohms
• Crossover frequency	2200Hz	250Hz / 2200Hz	250Hz / 2200Hz
• Recommended amplifier power	25 - 150W	40 - 300W	40 - 400W
• Dimensions (HxWxD)	16 ^{47/64} x10 ^{63/64} x15 ^{19/32} " (425x279x396mm)	46 ^{27/32} x14 ^{33/32} x21 ^{17/64} " (1190x358x540mm)	49 ^{49/64} x15 ^{53/64} x23 ^{27/64} " (1264x402x595mm)
• Weight (unit)	41.89lbs (19kg)	121.25lbs (55kg)	154.32lbs (70kg)

	Sopra Center Black Lacquer finish	Surround Be Black Lacquer finish
	3-way bass-reflex center speaker	2-way sealed bipolar surround loudspeaker
	Two 6 ^{1/2} " (16.5cm) 'W' woofers 3" (8cm) 'W' midrange 1 ^{1/16} " (27mm) IAL pure Beryllium inverted dome tweeter	Two 6 ^{1/2} " (16.5cm) 'W' bass midrange Two 1 ^{1/16} " (27mm) pure Beryllium inverted dome tweeter
	55Hz - 40kHz	72Hz - 40kHz
	50Hz	59Hz
	91dB	91dB
	8 Ohms	4 Ohms / 8 Ohms
	4.1 Ohms	3 Ohms / 6 Ohms (bipolar/mono)
	500Hz / 2200Hz	2400Hz
	40 - 200W	40 - 200W
	9 ^{1/4} x23 ^{31/32} x13 ^{25/32} " (235x609x350mm)	15 ^{23/64} x16 ^{59/64} x7 ^{31/64} " (390x430x190mm)
	121.25lbs (19kg)	27.77lbs (12.6kg)

Sopra finishes



Some finishes of the Sopra line may not be available depending on your country and/or local retailer.



> Sopra Stand.
Optional, per unit. 24" (60cm)
Black Matte finish.



KANTA NEW




Performance meets style!

Kanta renews the Premium enclosure segment through its design and the technology. Our intention was to design a speaker range totally focused on acoustic performance, along with a resolutely mould-breaking aesthetic; this is the Kanta DNA!

After three years of Research & Development, Kanta offers a combination of hitherto unprecedented technologies: the marriage of Beryllium (in our latest generation IAL3 tweeter) and Flax (for the midrange speaker drivers and woofers) results in precise, detailed sound, brimming with warmth and musicality.

In 2018, the range expanded to include three new loudspeakers, Kanta N°1, Kanta N°3 and Kanta Center, henceforth presenting a complete solution designed to deliver a coherent sound architecture. This line of loudspeakers is now made up of four models and is designed for high-fidelity music lovers who love listening to their sound systems, as well as for film fans searching for a Home Cinema set-up with a striking design. When combined with a set of classic loudspeakers, Kanta Center and the Sub 1000 F subwoofer form an extremely structured system, which will provide cinema lovers with a fully immersive experience.

The sound finesse, treble precision and bass improvement will certainly set tongues wagging. It's sure to blow you away... And, when it is then linked with the 300 ICW 4 ceiling loudspeakers, even the most exacting film fans will enjoy an incredible 3D audio experience in Dolby Atmos, DTS X or Auro-3D. Another major aspect of Kanta: there are eight available finishes! Polished or matte, multiple combinations are possible, from the quirky to the more conventional, so there's something for everyone.





NEW

Compact and high-performing, this bookshelf loudspeaker has surprising extension of the frequency response in the bass for its size. The performance of the next generation IAL tweeter adds the finishing touch to the modern, ingenious design of this sound equipment. Its full potential is revealed in a room of less than 269 square feet (25 m²).



Kanta N°2 is a three-way floor standing loudspeaker totally dedicated to performance. Kanta N°2 is equipped with a new generation IAL tweeter featuring a Beryllium inverted dome and Flax sandwich cone speaker drivers. This is an unprecedented combination of technologies to guarantee precise, detailed and warm sound.



NEW

This is the reference product for the line. This 3-way speaker combines depth, impact and bass articulation to wonderful effect. The heightened midrange definition and neutrality are the result of exclusive Focal technological innovations. This is the ideal choice for large rooms, measuring up to 861 square feet (80 m²).



NEW

This centre speaker stands out for its extreme neutrality of reproduction of the vocal range, at both low and very high volume. This makes it a formidable weapon in any 5.1 Premium Home Cinema installation. Whatever the film's background noise, film fans will be surprised by the sound clarity and speech intelligibility, both of which are far superior to the norm.



> Sub 1000F
More informations in the Subwoofers category.



NEW

> Kanta N°1 stand.
Optional, per pair.
Adjustable height from 24" to 25" (615 to 641mm).
Graphite Black finish.



NEW

> Kanta Center stand.
Optional per unit.
Adjustable height from 16.5" to 17.5" (424 to 450mm).
Graphite Black finish.

	Kanta N°1 Gauloise Blue finish	Kanta N°2 Solar Yellow finish	Kanta N°3 Warm Taupe finish
• Type	2-way bass-reflex bookshelf	3-way bass-reflex floorstanding loudspeaker	3-way bass-reflex floorstanding loudspeaker
• Speakers	6 ¹ / ₂ " (16.5 cm) Flax bass-midrange with TMD suspension, NIC motor 1 ¹ / ₁₆ " (27 mm) IAL3 Beryllium inverted dome tweeter	Two 6 ¹ / ₂ " (16.5cm) Flax woofer with NIC motor 6 ¹ / ₂ " (16.5cm) Flax midrange with TMD suspension and NIC motor 1 ¹ / ₁₆ " (27mm) IAL3 pure Beryllium inverted dome tweeter	2 x 8" (21 cm) Flax bass with NIC motor 6 ¹ / ₂ " (16.5 cm) Flax midrange with TMD suspension and NIC motor 1 ¹ / ₁₆ " (27 mm) IAL3 Beryllium inverted dome tweeter
• Frequency response (±3dB)	46Hz - 40kHz	35Hz - 40kHz	33Hz - 40kHz
• Low frequency point (-6dB)	42Hz	29Hz	26Hz
• Sensitivity (2.83V/1m)	88dB	91dB	91dB
• Nominal impedance	8Ω	8Ω	8Ω
• Minimum impedance	3.9Ω	3.1Ω	3Ω
• Crossover frequency	2400 Hz	260Hz - 2700Hz	250Hz - 2500Hz
• Recommended amplifier power	25 - 150W	40 - 300W	40 - 400W
• Dimensions (HxWxD)	16 ³⁹ / ₆₄ x 9 ⁷ / ₃₂ x 15 ²⁵ / ₆₄ " (422x234x391mm)	4 ⁴¹ / ₆₄ x 18 ²⁵ / ₃₂ x 12 ⁴¹ / ₆₄ " (1118x477x321mm)	50 ²⁵ / ₆₄ x 15 ¹³ / ₆₄ x 20 ¹⁵ / ₃₂ " (1280x386x520mm)
• Weight (unit)	28.6lbs (13kg)	77.2lbs (35kg)	101lbs (46kg)

Kanta Center

Black Lacquer finish

2-way bass-reflex centre

6¹/₂" (16.5 cm) Flax bass-midrange with TMD suspension, NIC motor
1¹/₁₆" (27 mm) IAL3 Beryllium inverted dome tweeter

55Hz - 40kHz

50Hz

91dB

8Ω

3.5Ω

2400 Hz

40 - 200W

9¹¹/₁₆ x 2²³/₃₂ x 15¹⁵/₃₂"
(246 x 561 x 393 mm)

39.6lbs (18kg)

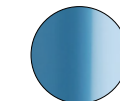
Kanta finishes

Cabinet

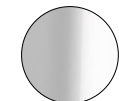


Black High Gloss

Front Panel (High Gloss finish)




Gauloise Blue



Carrara White



Black Lacquer



Solar Yellow

Cabinet




Walnut

Front Panel (Mat finish)



Gauloise Blue



Warm Taupe



Dark Grey



Ivory

ARIA 900



Affordable High-End

More than twenty years after the launch of the 'W' sandwich cone, we were delighted to unveil a new major innovation: speaker drivers with the same sandwich structure, but composed of a natural flax-fibre cone.

This innovation is the result of more than five years of research and a unique drive to work on the actual source of the emission of sound. This quest for acoustic excellence gave birth to Aria 900, a range which encapsulated the radical changes in technology and design - a combination of classicism and modernity.



> Flax Technology

Aria 900 marks a milestone for Focal in high-fidelity technology. Designed and made in France, the range features brand-new speaker drivers with Flax sandwich cones, new TNF Aluminum/Magnesium inverted dome tweeters with Poron suspension, injected zamak baskets, carefully designed cabinets and crossovers: nothing has been spared when it comes to maximising listening pleasure for well-informed music lovers.

Aria 900 offers a clean, simple and timeless design combining mineral and natural materials. The cabinets of this Aria 900 line are available in Noyer, Black High Gloss and Prime Walnut finishes. All the cabinets feature a glass surface and a leather-finished front panel.

This design exudes style and quality, blending in perfectly with traditional or more contemporary interiors.

The vast range of Aria 900 products is ideal for stereo and Home Cinema audio systems. The two 8" (21cm) woofers in the 948 model mark a return to true expressive and dynamic high-fidelity loudspeakers.





The Aria 906 bookshelf loudspeaker is faithful to the DNA of the Aria range: refined high-end acoustics combined with excellent value. This 2-way loudspeaker allows users to enjoy all the qualities of the Flax cone: neutrality, presence and finesse. Aria 906 is recommended for rooms measuring from 160ft² (15m²) and from a listening distance of 8ft (2.5m).



Aria 926 embodies the home 3-way floorstanding loudspeaker. This musical and expressive loudspeaker is easy to install. All kinds of music lovers will be thrilled with its acoustic qualities. Aria 926 is by definition an affordable audiophile loudspeaker. It is ideal for rooms measuring from 215ft² (20m²) and from a recommended listening distance of 10ft (3m).



Aria 936 is a 3-way loudspeaker featuring an elegant design and a small footprint. Very linear and with impressive dynamic from its three woofers, it is naturally intended for listening in stereo for monitoring-type activities. This loudspeaker is also ideal for setting up a spectacular Home Cinema system. Appropriate for rooms measuring from 270ft² (25m²) and from a listening distance of 10-12ft (3-3.5m).



The Aria 948 symbolises the return of the 'true' acoustic loudspeaker. A new type of 3-way loudspeaker with two 8" (21cm) speaker drivers effortlessly providing intense and controlled bass. The intention was a return to the essence of acoustics for those who are passionate about music. This is the ultimate loudspeaker of the range for rooms measuring from 320ft² (30m²) and from a recommended listening distance of 12ft (3.5m).



The Aria CC900 2-way centre speaker can be easily combined with the front speakers of the range. The CC900 was developed with particular attention to timbre matching in order to obtain sonic coherence for all configurations. Recommended for rooms measuring from 215ft² (20m²) and for a listening distance of 10ft (3m).



The Aria SR900 is a 2-way bipolar surround loudspeaker with the same acoustic characteristics than the other loudspeakers of the Aria range. Composed of two 5" (13cm) woofers with Flax sandwich cones, it provides very high-definition and natural sound. For the treble register, there are two Aluminum/Magnesium inverted dome tweeters with Poron suspension and a waveguide for a better control of directivity.



> Sub 1000F
More informations in the Subwoofers category.

	Aria 906 Prime Walnut finish	Aria 926 Noyer finish	Aria 936 Black High Gloss finish
• Type	2-way bass-reflex bookshelf loudspeaker	3-way Powerflow bass-reflex floorstanding loudspeaker	3-way Powerflow bass-reflex floorstanding loudspeaker
• Drivers	6 ¹ / ₂ " (16.5cm) Flax mid-bass 1" (25mm) TNF Al/Mg inverted dome tweeter	Two 6 ¹ / ₂ " (16.5cm) Flax bass 6 ¹ / ₂ " (16.5cm) Flax midrange 1" (25mm) TNF Al/Mg inverted dome tweeter	Three 6 ¹ / ₂ " (16.5cm) Flax bass 6 ¹ / ₂ " (16.5cm) Flax midrange 1" (25mm) TNF Al/Mg inverted dome tweeter
• Frequency response (±3dB)	55Hz - 28kHz	45Hz - 28kHz	39Hz - 28kHz
• Low frequency point (-6dB)	47Hz	37Hz	32Hz
• Sensibility (2.83V/1m)	89.5dB	91.5dB	92dB
• Nominal impedance	8 Ohms	8 Ohms	8 Ohms
• Minimum impedance	4.6 Ohms	2.9 Ohms	2.8 Ohms
• Recommended amplifier power	25 - 120W	40 - 250W	50 - 300W
• Crossover frequency	2800Hz	290Hz / 2400Hz	260Hz / 3100Hz
• Dimensions (HxWxD)	15 ³ / ₈ x 8 ⁷ / ₈ x 11" (390x225x280mm)	40 ³ / ₄ x 11 ⁹ / ₁₆ x 14 ⁵ / ₈ " (1035x294x371mm)	45 ¹ / ₄ x 11 ⁹ / ₁₆ x 14 ⁵ / ₈ " (1150x294x371mm)
• Net Weight (unit)	19lbs (8.5kg)	55lbs (25kg)	64lbs (29kg)

	Aria 948 Prime Walnut finish	Aria CC 900 Noyer finish	Aria SR 900 Black Matte finish*
	3-way Powerflow bass-reflex floorstanding loudspeaker	2-way bass-reflex floorstanding centre speaker	2-way sealed bipolar surround loudspeaker
	Two 8" (21cm) Flax bass 6 ¹ / ₂ " (16.5cm) Flax midrange 1" (25mm) TNF Al/Mg inverted dome tweeter	Two 6 ¹ / ₂ " (16.5cm) Flax mid-bass 1" (25mm) TNF Al/Mg inverted dome tweeter	Two 5" (13cm) Flax mid-bass Two 1" (25mm) TNF Al/Mg inverted dome tweeter
	37Hz - 28kHz	57Hz - 28kHz	85Hz - 28kHz
	31Hz	50Hz	67Hz
	92.5dB	91dB	90dB
	8 Ohms	8 Ohms	8 Ohms
	2.5 Ohms	4.3 Ohms	3.6 Ohms
	50 - 350W	40 - 200W	25 - 120W
	280Hz / 2600Hz	2800Hz	2200Hz
	45 ¹ / ₄ x 14 ⁵ / ₈ x 16 ⁹ / ₁₆ " (1150x371x420mm)	7 ⁷ / ₈ x 20 ² / _{2+3/3} x 9 ⁵ / ₈ " (200x533x245 mm)	11 ³⁹ / ₆₄ x 15 ³ / ₄ x 6 ¹ / ₁₆ " (295x400x170mm)
	77lbs (35kg)	23lbs (10.5kg)	12lbs (5.6kg)

Aria 900 Finishes



Black High Gloss & Prime Walnut: special finishes at increased price. All prices relate to standard finishes only.

** Wood veneer



> Aria S 900 stand. Optional, per pair. 24" (60cm).

* Finish exclusive to Aria SR 900



CHORUS 700

Get the Focal sound...



Reinvention without repetition, continuous progress and opening up to new horizons, that is our theme!

Focal has set itself a challenge with the Chorus range: making Focal's quality, sound and technologies available to a general audience. With our technical and industrial expertise, acquired over nearly forty years, we are able to offer to music lovers a fourth generation of Chorus 700.

Today, recognised worldwide, the Chorus line is complete. They represent Focal's control of the whole design process as well as the manufacturing quality of their products. They take advantage of the considerable technological advances developed for our flagship product, the Utopia III: inverted dome tweeters and OPC crossovers.

Focal have continued to invest in high-performance production tools to manufacture affordable products, and Chorus is the result.

Whilst keeping the DNA of previous models, the new generation of Chorus 700 loudspeakers offers the design and quality expected by today's music lovers: remarkable audio performance combined with tangible value and elegance.



> Tweeter TNV2





The Chorus 706 is the archetypal benchmark bookshelf loudspeaker: true to Focal tradition. Compact and very well proportioned, they blend in perfectly with their surroundings. The outstanding balance, precision and definition provide you with the perfect loudspeaker for rooms of approximately 215ft² (20m²) without any sound limits.



Chorus 716 is a 2.5-way loudspeaker with a high-end configuration with two 6.5" (16.5cm) speaker drivers working in tandem (only the top driver transmits the midrange). This configuration doubles the effect of the bass, perfect for rooms measuring up to 320ft² (30m²).



The Chorus 726 embodies the affordable traditional high-end loudspeaker: a restyled cabinet, combined with the new design of the cloth frames give these speakers a modern and slender look. Very technologically advanced, the 3-way design combines the exceptional definition of the midrange and the power of the two 6.5" (16.5cm) woofers, providing a generous sound for spaces up to 430ft² (40m²).



The Chorus CC 700 is a centre speaker that fits perfectly with the complete Chorus line. They feature phase optimisation which creates optimum directional sound and excellent acoustic coherence. High quality dynamics, linearity and timbre complete this loudspeaker.



The SR 700 is a compact and discreet loudspeaker which can be easily integrated any space with its built-in Polyfix wall mount. Featuring phase optimisation and the same speaker drivers as the Chorus line, the SR 700 is ideal for surround sound in large rooms and for accompanying various Chorus multi-channel installations.



> Sub 300 P
More informations in the Subwoofers category.

	Chorus 706 Walnut finish	Chorus 716 Black Style finish	Chorus 726 Walnut finish
• Type	2-way bass reflex bookshelf loudspeaker	2.5-way bass reflex floorstanding loudspeaker	3-way bass reflex floorstanding loudspeaker
• Drivers	6 ¹ / ₂ " (16.5cm) Polyglass mid-bass 1" (25mm) TNV2 Al/Mg inverted dome tweeter	6 ¹ / ₂ " (16.5cm) Polyglass woofer 6 ¹ / ₂ " (16.5cm) Polyglass mid-bass 1" (25mm) TNV2 Al/Mg inverted dome tweeter	Two 6 ¹ / ₂ " (16.5cm) Polyglass woofer 6 ¹ / ₂ " (16.5cm) Polyglass midrange 1" (25mm) TNV2 Al/Mg inverted dome tweeter
• Frequency response (±3dB)	55Hz - 28kHz	50Hz - 28kHz	49Hz - 28kHz
• Low frequency point (-6dB)	47Hz	41Hz	39Hz
• Sensitivity (2.83V / 1m)	90dB	91.5dB	91.5dB
• Nominal Impedance	8 Ohms	8 Ohms	8 Ohms
• Minimum impedance	3.6 Ohms	4.3 Ohms	2.9 Ohms
• Crossover frequency	3000Hz	300Hz / 3000Hz	300Hz / 3000Hz
• Recommended amplifier power	25 - 120W	40 - 200W	40 - 250W
• Dimensions (HxWxD)	15 ³ / ₈ x8 ² / ₃₁ x10 ³ / ₈ " (390x220x263mm)	37 ³ / ₈ x8 ¹ / ₁₆ x12 ³ / ₁₆ " (949x221x310mm)	38 ⁵ / ₁₆ x8 ³ / ₄ x13 ⁹ / ₁₆ " (989x222x345mm)
• Net weight	18lbs (8.2kg)	45.1lbs (20.5kg)	51.7lbs (23.5kg)

	Chorus CC 700 Walnut finish	Chorus SR 700 Black Satin finish*
• Type	2-way shielded center sealed loudspeaker	2-way sealed effect loudspeaker Polyfix® wall mount system
• Drivers	Two 6 ¹ / ₂ " (16.5cm) Polyglass mid-bass 1" (25mm) TNV2 Al/Mg inverted dome tweeter	6 ¹ / ₂ " (16.5cm) Polyglass mid-bass 1" (25mm) TNV2 Al/Mg inverted dome tweeter
• Frequency response (±3dB)	61Hz - 28kHz	75Hz - 28kHz
• Low frequency point (-6dB)	52Hz	65Hz
• Sensitivity (2.83V / 1m)	91dB	90dB
• Nominal Impedance	8 Ohms	8 Ohms
• Minimum impedance	5.2 Ohms	3.7 Ohms
• Crossover frequency	3000Hz	3000Hz
• Recommended amplifier power	25 - 200W	25 - 100W
• Dimensions (HxWxD)	7 ⁹ / ₃₂ x19 ² / ₆₄ x7 ⁴ / ₃₂ " (185x491x195mm)	11 ³⁹ / ₆₄ x15 ⁴ / ₃₂ x5 ⁵ / ₆₄ " (295x398x149mm)
• Net weight	16.5lbs (7.5kg)	10.3lbs (4.7kg)

* Finish exclusive to Chorus SR 700

Chorus 700 finishes



Not all the standard finishes of Chorus 700 line are available in all countries and/or commercial distribution networks. All prices relate to standard finishes only.



> Chorus S700 stand.
Optional, per pair. 24" (60cm).
Black Satin finish.

SUBWOOFERS

A whole, unique family!



Home Cinema has always been a strongly anchored tradition in our philosophy. Our goal is to create a deep emotional connection and complete immersion in 3D sound. The subwoofer is a major element of any system, creating dynamism and intensity.

Our different subwoofers from Sub Utopia EM Colour Evo to Sub 300 P can be configured in several ways: from ultimate installations worthy of a movie theatre to compact and discreet systems which will stun with their depth of sound.

Depending on the size of your installation, you can now choose the perfect subwoofer to meet your needs and performance expectations.





Sub 300 P is a subwoofer for thrill-seekers. It uses an 11" (27cm) Polyglass woofer powered by a powerful 300W RMS amplifier. Its Black Structured finish enables it to fit with any environment. Sub 300 P is a decisive asset to increase the bass response in our various multichannel systems.



Powerful, reliable and compact, these are the characteristics of the Sub 1000 F. With its 12" (30cm) Flax woofer and powerful 1000W BASH® amplifier, Sub 1000 F will easily complete your Home Cinema system. The woofer is equipped with a dual motor for more linearity and to ensure the optimum magnetic power of the voice coil. In a close enclosure, this subwoofer is free from parasitic noise.



Featuring 24-bit digital processors, 600W BASH® amplifiers, and 13" (33cm) 'W' woofers, the SW 1000 Be offers high-level performance with a 18Hz cut-off and a 119dB sound power. It benefits from a remote control lock when infrared conflicts appear with other boxes.



With this subwoofer, Focal has enhanced its expertise with an electronics-free passive version, organised around a 13" (33 cm) woofer with electro-magnetic motor that came out with Grande Utopia EM. The perfect complement to Viva Utopia Colour Evo, this subwoofer matches all the other models in the range. The secret? It has been designed to be stacked (up to 3 subwoofers), to meet all power requirements. The fighting strength of EM technology, but with the class of Utopia III Evo and its new finishes.

SUB 300 P

Black finish

SUB 1000 F

Black finish

SW 1000 Be

Black Lacquer finish

• Type	Active bass-reflex subwoofer	Active sealed subwoofer	Active bass-reflex subwoofer
• Drivers	11" (27cm) Polyglass woofer	12" (30cm) Flax woofer	13" (33cm) 'W' woofer
• Frequency response (±3dB)	36Hz - 160Hz	24Hz - 160Hz	20Hz - 150Hz
• Low frequency point (-6dB)	29Hz	22Hz	18Hz
• Subwoofer features	Adjustable LPF: 40 to 160Hz, 12dB/oct. Stereo line inputs Direct line LFE High level input Phase inverter (0-180°)	Adjustable LPF: 40 to 160Hz, 12dB/oct. Stereo line inputs Direct line LFE High level input Phase inverter (0-180°)	Adjustable LPF: 50Hz to 150Hz (24dB/oct.), 48dB/oct. Adjustable subsonic filter, Adjustable phase, Boost mode, Night mode, 3 user memories, LFE/Stereo/Digital inputs. Remote Control Locking System
• Crossover frequency	BASH® amplifier 300W RMS	BASH® amplifier 1000W	BASH® amplifier 600W RMS
• Dimensions (HxWxD)	16 ^{9/16} x 12 ^{13/16} x 14 ^{13/16} " (420x325x380mm)	15 ^{3/4} x 17 ^{23/32} x 16 ^{17/32} " (400x450x420mm)	21 ^{1/16} x 19 ^{11/16} x 17 ^{1/64} " (535x500x432mm)
• Net weight	33.6lbs (15.5kg)	47.4lbs (21.5kg)	92.4lbs (42kg)

Sub Utopia EM

Colour Evo

Black Lacquer finish

	Stackable passive subwoofer
	A reference passive subwoofer Electro-Magnetic 13" (33cm) 'W' bass driver Stackable (up to 3 subwoofers tall) Almost 130dB SPL at 1m (in a corner)
	22Hz - 500Hz
	19Hz
• Sensitivity (2.83V/1m)	93dB
• Nominal impedance	8 Ohms
• Minimum impedance	5.5 Ohms
• Recommended amplifier power	500 - 1000W
	-
	24 ^{15/16} x 19 ^{1/64} x 24 ^{1/2} " (634x483x622mm)
	158.5lbs (72kg)



HEADPHONES

In 2016, Focal set itself a major challenge: to design high-end open-back headphones. That is how Utopia and Elear came to be developed in our workshops in France, offering audiophiles incredible listening quality, akin to the best acoustic loudspeakers bearing the same Focal logo. Because, for the very first time, Focal had integrated fully open-backed full-range speaker drivers into its headphones.

Utopia and Elear had thus inherited the best of Focal technology developed for the Grande Utopia loudspeaker as well as a unique design. Then, in 2017, Clear, new and innovative open-back headphones that used an unprecedented generation of speaker drivers, came to complete the range, providing their own range of high performers.

But that was only the beginning of the story...In 2018, Focal is proud to introduce Elegia, its very first high-end closed-back headphones with technologies and finishes that are unmatched in their category.

Utopia, Clear, Elear, Elegia...: with this high-end collection, Focal has established itself as a key manufacturer of audio headphones.

Utopia are 'THE' flagship high-fidelity open-back headphones of Focal: all the choices made, when it comes to the technologies and the materials used, simply push the boundaries of audiophile listening...

The even more open design of **Clear** eliminates the impression of a reduced listening space, usually felt when listening through headphones. Clear stand out as a benchmark in open-back headphones for home listening.

Elear audiophile headphones are inspired by the technologies originally developed for Utopia. Incredible performance and mechanical design: Elear will seduce all those who love music and long listening sessions.

Elegia are 'THE' flagship high-end closed-back headphones by Focal. Zero resonance, excellent soundproofing, the naturalness and realism of the sound is striking.

01

UTOPIA
Acoustic sound purity

02

CLEAR
Open-back reference headphones

03

ELEAR
A high-fidelity experience

04

ELEGIA
Closed-back reference headphones



UTOPIA



Acoustic sound purity

Utopia embodies the experience of intensely personal listening sessions at home. They are Focal's reference headphones, the result of thirty-five years of innovation, development and manufacturing of speaker drivers and loudspeakers in France.

As a world first, Utopia features the only full range and fully open-back loudspeaker, built within a pair of headphones, using pure Beryllium formed in the brand new 'M'-shape dome. The acoustic quality of this exclusive solution allowed Focal to avoid the use of any crossovers or passive filtering processes to achieve a frequency response from 5Hz to 50kHz! The equivalent of two tiny loudspeakers over your ears...



The listening experience is outstanding in its realism, natural sound reproduction, dynamics and clarity. When listening to them, the headphones virtually disappear and the audio signal is revealed with a level of precision never achieved before Utopia.

Design is also a key point, it was important to create headphones that were as comfortable as beautiful. Another achievement with Utopia was removing the conventional rotation included on the yoke and its integration into the headband to ensure true design purity. The true lambskin leather, used on the cushions, reinforces the classically elegant lines, as well as the expression of comfort and overall performance. These unique headphones received unprecedented acclaim within days of their launch, both from press and music-lovers.





CLEAR



Open-back reference headphones

Clear provides listening worthy of the best speakers. A year after the launch of Elear and Utopia, the latest addition to Focal's top-end headphones line is built around the new generation of full-range speaker. This makes them capable of precisely revealing the tiniest details of musical creation.

With its design surpassing Elear in terms of openness, Clear makes you forget that you are wearing headphones. The commonly-felt impression with headphones of reduced listening space disappears, thanks to the headphones' design. The technology chosen, and the Aluminum/Magnesium alloy 'M'-shape dome, preserve breadth and dynamics worthy of the best high-fidelity speakers, thanks to the new copper, unsupported coil.

This thoughtful design also preserves listening realism: micro-perforated ear cushions and the shape of the headband make them light, comfortable and even more open. The sound is characterised by unparalleled homogeneity, guaranteeing the best performance.

These headphones, made in France, will become essential: they come with a rigid carrying case and three cables providing the ideal solution for different types of audio equipment.

With its reference headphones, Focal continues its quest for absolute sound.



ELEAR



A high-fidelity experience

Elear is an audiophile open-back headphones manufactured in France by Focal. Inspired by the best technology and acoustic research that went into designing Utopia, our flagship headphones, they offer truly exceptional performance. The mechanical design provides remarkably smooth and seamless style due to the solid Aluminum yoke. They also feature memory foam ear cushions for maximum comfort, an essential quality for long listening sessions.

Finally, the exclusive speaker drivers with their Aluminum/Magnesium 'M'-shape domes enable Elear to provide strikingly realistic sound. Be inspired by the sound of a high-fidelity system with a pair of Elear headphones, for hours of listening pleasure.

The result of this detailed engineering is an immersive experience - the headphones disappear and the music takes over.

The research that went into Utopia headphones also benefited Elear, including the yoke rotation situated within the headband and use of special microfibre fabric on the cushions to fit all head shapes and sizes with comfort.





ELEGIA NEW



Closed-back reference headphones

Enjoy an incredible listening experience in total privacy, without a noisy environment disturbing this moment of pleasure or worrying about annoying the person next to you: this is the promise made and kept by Elegia.

In these unprecedented, high-end closed-back headphones, we have combined the best of our skilfully created technologies, developed and assembled in our workshops in France. Elegia incorporates a new generation of exclusive full-range speaker drivers capable of operating in a small inner environment whilst ensuring exceptional dynamics and the most precise sound reproduction.

Zero resonance, excellent soundproofing: the naturalness and realism of the sound is striking from the first few seconds of listening. Whether it's the motor, the frameless copper voice coil, the dedicated 110 micron surround or the "M"-shape Aluminium/Magnesium alloy inverted dome, Elegia's speaker drivers are a mass of innovation dedicated to sound purity and power. And when connected to portable audio players, these headphones are incredibly high-performing.

Technological prowess is met by absolute comfort and elegance, too. With its well-mastered geometry, the Elegia headband moulds perfectly to the head whilst providing the perfect amount of grip for on-the-go use. The memory foam microfibre earpads as well as the yoke, which also moulds perfectly to the wearer's face, also play their part when it comes to providing comfort during long listening sessions. And their elegance is not to be understated either: noble materials such as leather, solid aluminium and microfibre finish off these benchmark closed-back headphones to a tee.





These audiophile headphones feature elegant, high-quality materials, and comfort has been greatly enhanced with our unique mechanical design. The smallest details were taken into account, the constant bend of the headband, an even distribution of weight, the design of the yoke and the memory foam ear-pieces. They integrate the only full-range speaker driver, using pure Beryllium formed in the brand new 'M'-shape dome.



Clear is an audiophile circum-aural open-back headphones. The 'M'-shape Aluminum/Magnesium dome benefits from a new copper voice coil. This provides remarkable dynamics over the entire audio spectrum; bass that is always controlled, even at high volumes, and exemplary linearity in the high-end.



Elear is equipped with the first totally open-back full-range speaker drivers with Aluminum/Magnesium 'M'-shape domes inspired by our Utopia headphones for dynamic and exceptionally precise audio. Aluminum yoke, leather headband, microfibre ear cushions: all the materials used for Elear were chosen with care to optimise comfort and reduce the weight of the headphones.



Elegia is an audiophile circum-aural closed-back headphones. The full-range speaker driver provides great elongation, at the heart of extremely dynamic sound. The frameless voice coil, the reason for the light weight of the moving part, is responsible for reproducing the tiniest details. Its incredible tonal balance rounds off this unique benchmark solution.

	UTOPIA	CLEAR	ELEAR
• Type	Open-back, circum-aural headphones	Open-back, circum-aural headphones	Open-back, circum-aural headphones
• Impedance	80 Ohms	55 Ohms	80 Ohms
• Sensitivity	104dB SPL / 1mW @ 1kHz	104dB SPL / 1mW @ 1kHz	104dB SPL / 1mW @ 1kHz
• THD	<0.2% @ 1kHz / 100dB SPL	<0,25% @ 1kHz / 100dB SPL	<0.3% @ 1kHz / 100dB SPL
• Frequency response	5Hz - 50kHz	5Hz - 28kHz	5Hz - 23kHz
• Driver	1 ³⁷ / ₆₄ " (40mm) pure Beryllium 'M'-shape dome	1 ³⁷ / ₆₄ " (40mm) Aluminum / Magnesium 'M'-shape dome	1 ³⁷ / ₆₄ " (40mm) Aluminum/ Magnesium 'M'-shape dome
• Net weight	1.08lb (490g)	0.99lb (450g)	0.99lb (450g)
• Cables and Connectors	<ul style="list-style-type: none"> • 9.8ft (3m) 1 x jack 0¹/₄" (6.35mm) stereo • 2 x 0⁵/₈" (9.5mm) Lemo" 	<ul style="list-style-type: none"> • 9.8ft (3m) balanced cable (4-pin XLR) • 9.8ft (3m) unbalanced cable 0¹/₄" (6.35mm) TRS jack • 3.9ft (1.2m) unbalanced cable 0⁹/₆₄" (3.5mm) • 0⁹/₆₄" (3.5mm) jack to 0¹/₄" (6.35mm) stereo jack adapter 	<ul style="list-style-type: none"> • 9.8ft (3m) 1 x 0¹/₄" (6.35mm) stereo jack connector • 2 x 0⁹/₆₄" (3.5mm) jack
• Carrying case	-	9 ²⁷ / ₃₂ " x 9 ²⁹ / ₆₄ " x 4 ²³ / ₃₂ " (250x240x120mm)	-

ELEGIA
Closed-back, circum-aural headphones
35 Ohms
105 dB SPL / 1 mW @ 1 kHz
0.1 % @ 1 kHz / 100 dB SPL
5 Hz-23 kHz
1.57" (40 mm) 'M'-shape Aluminium/Magnesium dome
15.4 lbs (430g)
<ul style="list-style-type: none"> • 3.94 feet (1.2 m) asymmetric cable (0.14" - 3.5 mm TRS jack). • 0.14" (3.5 mm) to 0.25" (6.35 mm) stereo jack adapter.
9 ²⁷ / ₃₂ " x 9 ²⁹ / ₆₄ " x 4 ²³ / ₃₂ " (250x240x120mm)

classic loudspeakers



headphones & multimedia



car audio



studio monitors



FOCAL

Focal-JMlab* - BP 374 - 108, rue de l'Avenir - 42353 La Talaudière cedex - France - +33 (0) 477 435 700

Focal* is a registered trademarks of Focal-JMlab*. Non-binding pictures. Photos L'Atelier Sylvain Madelon. SCAA 180926/12- PC1129
Due to constant technological advances, Focal-JMlab* reserves its right to modify prices and specifications without notice.



EXP - GB
September 2018